

NCEA 2023 workshop:

**My class is in charge of Mass...
now what? Planning and leading
liturgy in Catholic schools**


presented by Matt Reichert

RESOURCES

building a model of understanding

OUR PARADIGM

Synod of Bishops on Young People, the Faith, and Vocational Discernment (2018)



Young people seek...

1. listening that honors,
2. formation that feeds,
3. finding intersections,
4. seeking and finding, and
5. liturgy with consequence.


From Age to Age: The Challenge of Worship with Adolescents (2000)



Vibrant worship with adolescents...

1. celebrates involvement in the Church's life and mission,
2. invites and accepts authentic participation,
3. attends to diversity of ages and cultures,
4. roots and fosters personal prayer relationship with God,
5. includes effective preaching of the Word,
6. has a youthful spirit in music and song,
7. incorporates visually dynamic symbols and actions, and
8. has an interactive and communal dimension.

Growing Young: Six Essential Strategies to Help Young People Discover... (2016)



The six essential strategies are...

1. unlock keychain leadership,
2. empathize with today's young people,
3. take Jesus' message seriously,
4. fuel a warm community,
5. prioritize young people (and families) everywhere, and
6. be the best neighbors.

SUMMARY

Our goal is to approach liturgy planning so students:

- engage with the liturgy in real and meaningful ways,
- experience and share responsibility,
- connect the liturgy to real lived experience and issues, and
- put their gifts and interests to work in service to others.

Liturgical Planning Process

Key steps for liturgical planning:

1. ensure an inclusive process (ages, cultures, perspectives, etc.)
2. start with Scripture reading(s) to be proclaimed
3. pray a group form of “*lectio divina*” to identify focus
4. shape ritual or symbols to be used
5. select music to support prayer focus

Basic process

1. **Listen.** One person will slowly read the Scripture passage out loud. You might find it helpful to close your eyes to help you listen more deeply.
2. **Reflect.** Reflect silently on what you heard. What words, phrases, or images stood out most to you?
3. **Share.** Spend a few minutes sharing what you reflected on. What stood out to the others in the group? How were these similar to your answer?

Repeat up to three times, narrowing down your reflection (one word, community needs, etc.).

4. **Ask.** What theme or focus has begun to emerge? What words, ideas, or images will be important to emphasize?
5. **Plan.** Using your reflection and the words, images, themes that emerged, now get about the business of planning. Use this distilled wisdom to write intercessions, select songs and hymns, write prayers, select rituals (if any), prepare the liturgical environment, etc. Provide your notes to the person who will be providing the homily (or reflection, for a prayer service).

Ministerial formation

Key points

1. each role requires intentional formation
2. formation must be created with a realistic understanding of prior knowledge
3. all formation should be on-going and flexible
4. formation should provide both logistical training and spiritual formation
5. formation should be continual so that no ministry is prepared for ad-hoc
6. formation for youth and the greater parish community should mirror one another

School Mass Planner

Celebration: _____	Date: _____
Priest celebrant(s): _____	Assisting deacon: <input type="checkbox"/> Yes <input type="checkbox"/> No
Altar server(s): _____	<input type="checkbox"/> Yes Incense: <input type="checkbox"/> No

INTRODUCTORY RITE

Gathering Hymn: _____

Penitential Act: _____

[Glory to God:] _____

Processional cross carried by: _____

LITURGY OF THE WORD

First Reading: _____

Responsorial Psalm: _____

[Second Reading:] _____

Gospel Acclamation: _____

Gospel: _____

Universal Prayer: _____

Read by: _____

Sung/Read by: _____

Read by: _____

Sung/Read by: _____

- Proclaimed by priest
 Proclaimed by deacon

Read by: _____

LITURGY OF THE EUCHARIST

Presentation Hymn: _____

Eucharistic Acclamations: _____

Communion Hymn: _____

Gift bearers: _____

Extraordinary ministers of Holy Communion: _____

CONCLUDING RITE

Sending Hymn: _____

CHECKLIST

- | | |
|---|---|
| <input type="checkbox"/> Communication with presider (and homilist) | <input type="checkbox"/> Practice with readers |
| <input type="checkbox"/> Communication with sacristan | <input type="checkbox"/> Practice with gift bearers |
| <input type="checkbox"/> Communication with accompanist/musician(s) | <input type="checkbox"/> Practice with altar server(s) <i>(if needed)</i> |
| <input type="checkbox"/> Worship aid/slides prepared <i>(if needed)</i> | <input type="checkbox"/> Copies of readings and Universal Prayer |

Prayer Service Planner

Celebration: _____	Date: _____
Presider/Leader: _____	
Homilist/Speaker: _____	

INTRODUCTORY RITE

[Call to
Worship:] _____

Gathering
Hymn: _____

LITURGY OF THE WORD


Psalm A: _____	Sung/Read by: _____
[Psalm B:] _____	Sung/Read by: _____
[Gospel Acclamation:] _____	Sung/Read by: _____
Reading [Gospel]: _____	Proclaimed by: _____
[Meditation Song:] _____	
Universal Prayer: _____	Read/Sung by: _____

CONCLUDING RITE

[Sung
Blessing:] _____

Sending
Hymn: _____

CHECKLIST	<input type="checkbox"/> Communication with presider/leader	<input type="checkbox"/> Practice with presider
	<input type="checkbox"/> Communication with homilist/speaker	<input type="checkbox"/> Practice with reader(s)
	<input type="checkbox"/> Communication with accompanist/musician(s)	<input type="checkbox"/> Copy of presider script in place
	<input type="checkbox"/> Plan to decorate prayer space completed <i>(if needed)</i>	<input type="checkbox"/> Copies of readings and Universal Prayer in place
	<input type="checkbox"/> Presider script prepared	
	<input type="checkbox"/> Worship aid/slides prepared <i>(if needed)</i>	



CENTER FOR LEARNING
A DIVISION OF OCP

The Center for Learning exists to help pastoral leaders and decision-makers minister more confidently and effectively.

We provide programs, resources, thought leadership, and ministry support that promote professional formation, development, and growth.

We operate through the behaviors of collegiality, professionalism, accompaniment, and inclusion.

Find resources, sign up for a FREE consultation, and learn more at:

www.learnwithocp.org

Essential liturgy resources

General resources

- [General Instruction of the Roman Missal](#) (GIRM)
- [Directory of Masses with Children](#)
- [The Lectionary](#)
- [Lectionary for Masses with Children](#)
- [One Call Institute](#)

Planning resources

- [Liturgy.com](#)
- [“A Future with Hope”](#)
- [“As Without End We Acclaim”](#)
- Federation of Diocesan Liturgical Commissions [planning guides](#) and [webinars](#)
- Your pastor/presider, music director, liturgist, sacristan, etc.

Music resources

- Your parish hymnal or missal index
- [“Today’s Liturgy”](#)
- [Digital music libraries](#)
- [“OneLicense”](#)
- [Spotify playlists](#)
- [YouTube score videos](#)
- Your music director

Connection to the Sunday experience

1. Use the same Mass setting as the parish
2. Use some of the same hymns and songs as the parish
3. Incorporate unique traditions, devotions, etc.
4. Work with the music director, liturgist, and/or sacristan to provide training and support
5. Provide regular updates to the parish music director, liturgist, and presiders (i.e. pastor, deacons, etc.) with prayers, repertoire, reflection topics, etc.
6. Encourage students to serve in their ministries at parish Masses

CENTER FOR LEARNING PROGRAMS



Personalized ministry coaching

One-on-one support for liturgical and pastoral ministers to improve organization, communication, stress management and more



Ministry consulting

Providing liturgical, administrative and leadership solutions at the organizational level for dioceses, parishes, schools and more



Professional learning communities

Communities of ministry professionals who can support and learn from one another



Institutos

Spanish-language liturgical formation and training events for Hispanic pastoral musicians focused on the role of musicians in the liturgy



Workshop Series

Four-part Spanish-language workshops for pastoral musicians on various subjects relating to music, liturgy, ministry and spirituality



And much more!

Other resources and educational opportunities to make your ministry more effective including webinars, planning tools and more!



CENTER FOR LEARNING
A DIVISION OF OCP

LEARN MORE
ocp.org/learning

